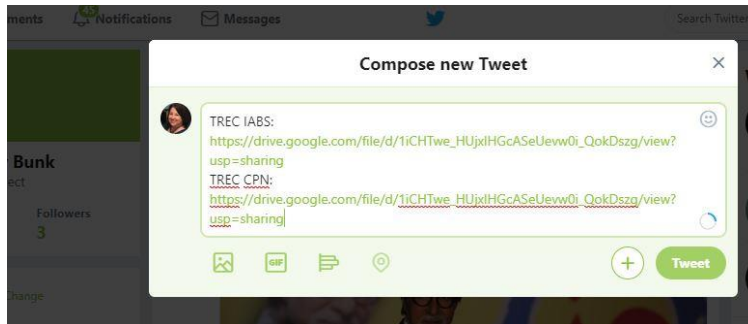


Twitter - Add TREC forms to Twitter

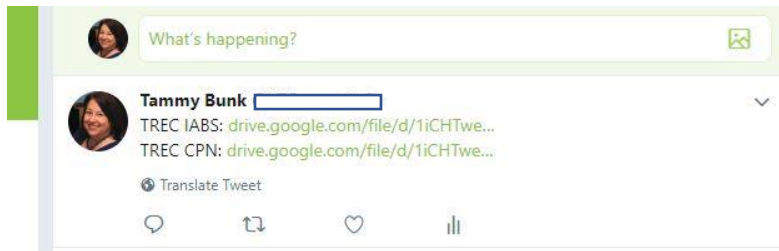
These instructions start with the understanding that you have already created a completed TREC IABS form and also have a TREC Consumer Protection Notice and have the links to the forms available.

Log in to your Twitter account

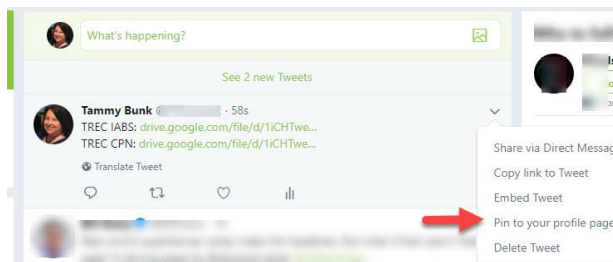
- Click the “Tweet” button at the top right corner
- Type “TREC IABS:” and then paste the link to your completed IABS form
- Type “TREC CPN:” and then paste the link to your Consumer Protection Notice form
- Both IABS and CPN links should be in the same tweet




- Click the “Tweet” button to post your links




- Click on the downward arrow at the top right corner of your tweet titled “More”
- Select “Pin to your profile page. If you have something else pinned, you will have to say ok to approve this one being pinned.




Tweets **Tweets & replies**





 Pinned Tweet

 **Tammy Bunk** ct · 4m ▼

TREC IABS: <drive.google.com/file/d/1iCHTwe...>

TREC CPN: <drive.google.com/file/d/1iCHTwe...>

 Translate Tweet

- Select “Pin to your profile page.” Note: you must opt to unpin any previous tweets added to your profile.